

Project Name	Category	Contact	Students served	Students Enrolled	Interactions per Student	Sea Funding Received	SEA funds % of Project
<b>Puente – Petaluma</b>	Student Support	R. Alvarado	32	32	~150	\$5,000	50%

Please type in your responses to the below questions within the space provided.

Summarize your projects' overall goals and/or intentions for students.

**Santa Rosa Junior College's Puente Project (Spanish for "bridge") is a national award-winning program that has helped prepare thousands of students for success in university studies. The Puente Project's mission is to increase the number of educationally underserved students who enroll in four-year colleges and universities, earn college degrees, and return to the community as mentors and leaders to future generations.**

**Puente Students participate in a year-long learning community. The English sequence focuses on Multicultural Literature and experiences. The Counseling sequence focuses on transition to college and the transfer process. In addition, students are matched with a professionally and academically successful mentor from the community. Students participate in a number of college tours and cultural events/ activities to enrich their college experience.**

Please describe the specific activities supported by SEA funds.

**SEA funds support our enrichment activities. In particular, the Southern California University Tours. Every year in May we take 22 of the Puente students to visit various universities in Southern California. Transportation, lodging, and meals are the primary costs covered by SEA funding. Some funding is used for other activities and events but the vast majority is used for this.**

Share any highlights or achievements your group had during the year – refer to the following data if applicable.

**Overall, persistence and retention is always above the district percentages as illustrated in the data. This can be attributed to a combination of the connections created through the program, level of support through counseling, and activities & events that are provided to the students in the program. In essence, creating a sense of community and college going culture. On average we are graduating and transferring 53% of Puente students within 3 years and between 60-65% within 4 years.**

**One thing that I have learned is the Southern California trip is always a great way to end the year. It gives students something to look forward to and in turn helps them stay motivated throughout the year. There is criteria set up beforehand since we cannot afford to take all of the students in the class.**

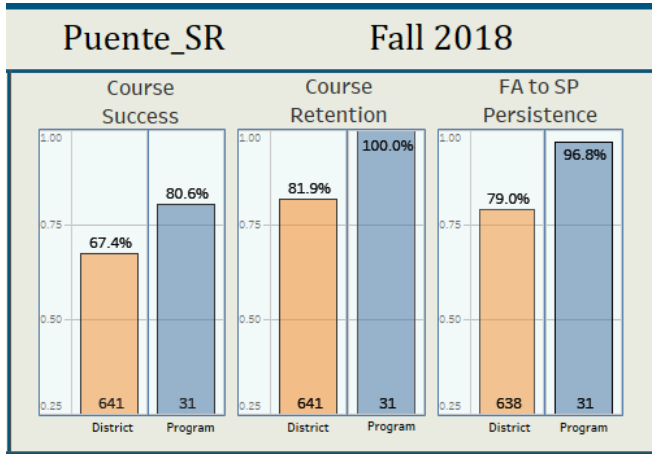
# Data

## Headcount & Proportion Rates

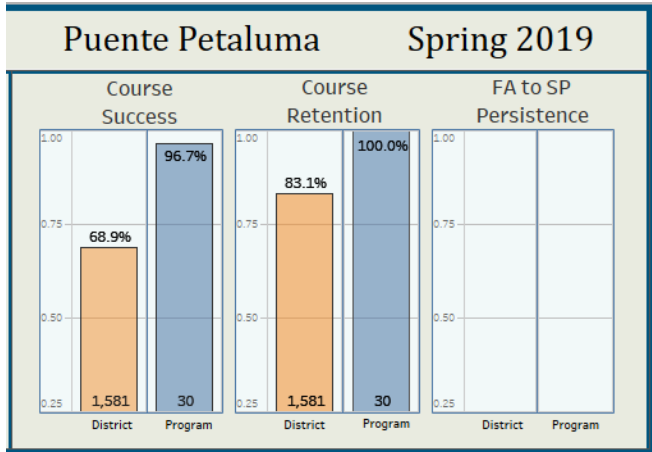
	District	Project
African American	1,057 2.4%	1 1.7%
Asian	2,113 4.8%	1 1.7%
Latinx	17,343 39.5%	46 78.0%
Multi Ethnicity	2,380 5.4%	1 1.7%
Native American	257 0.6%	-
Pacific Islander	159 0.4%	-
White	19,406 44.2%	9 15.3%
First Gen Student	10,724 24.4%	23 39.0%
Received FIN AID	17,756 40.4%	43 72.9%
Foster Youth	713 1.6%	1 1.7%
LGBTQ	1,362 3.1%	3 5.1%
DSPS	2,987 6.8%	4 6.8%
Veteran	1,806 4.1%	2 3.4%
Homeless	273 0.6%	1 1.7%

Totals 43,906 59  
Combined 43,965

### ENGL100

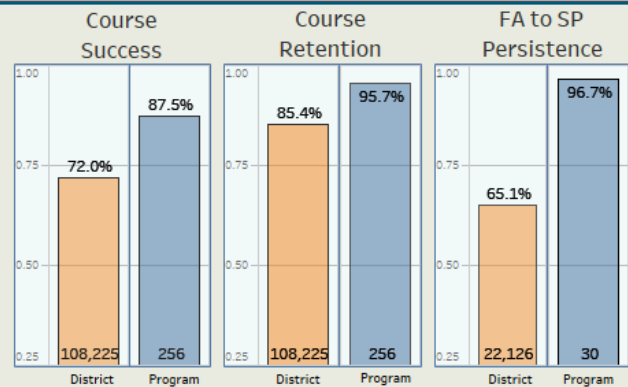
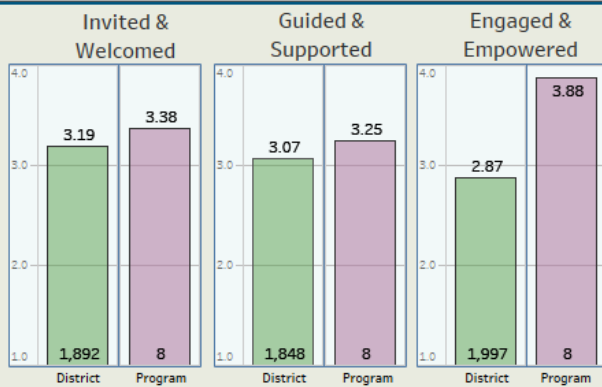


### ENGL1A



## Puente Petaluma

## FA18 & SP19



# Data